

RCS3N • RCS3BL The Fish System 2



Thank you for purchasing The Fish System 2 recirculating system. Whether you are new to the world of "aquaculture" or are a seasoned veteran, The Fish System 2 can be a valuable learning tool.



About Your System

The Fish System 2 is a small-scale recirculating system. This system has three main parts; fish culture tank, water pump and filter system.

The Fish Culture Tank

This tank is flat bottomed, eliminating the need for additional stands or supports. It holds 300 gallons and is roto-molded with the finest materials right here in the USA.

Water Pump

An extremely reliable, continuous-duty, energy efficient pump is included in this system. The pump is the heart of this recirculation system, proudly assembled in the USA. Your fish depend on it!


Filter System

Filtration is provided by a commercial grade pressurized bead filter. This filter is easy to use and covers your system's biological and mechanical filtrations needs.


The system comes with all the necessary items needed for assembly, including valves and fittings.

Kit Components

Assembly #1
(Discharge/Return)




Assembly #2
(Intake)




Assembly #3
(Self-Leveling)



Assembly #4 (2)
(Interior Intake)



Assembly #5
(Pump to Filter)



BH401K (2)
(Internal Self-Leveling Screens)



EasyPro®
PBF3600
Bead Filter



Kit Components




EasyPro®
EX4500
Pump



SMBASE33
Equipment Pad



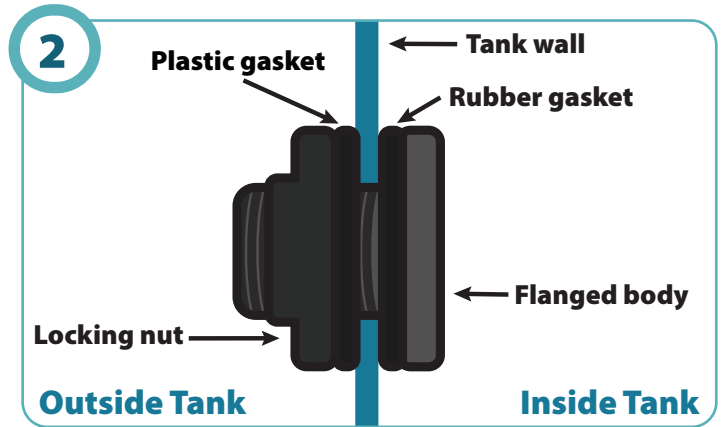
PT6530 (2)
300 gallon tank



Instructions



Open filter box, follow the enclosed instructions. Attach the union to the return port on the filter and the half union on the pump port. **DO NOT OVERTIGHTEN!**



Insert the 1" black bulkhead assembly in the larger hole near the bottom of the tank, making sure the rubber gasket is installed inside the tank.




Tighten the bulkhead nut from the outside of the tank, hold the body of the bulkhead assembly securely from inside the tank. **DO NOT OVERTIGHTEN!**



Repeat steps 2-3 to install the 3/4" bulkhead into the smaller hole




Inside of the tank, install assembly #4 into the larger bulkhead assembly. Adjust it so the holes are facing into the planned current or rotation of the water. **Do not point straight up or straight down.**



Install the black screen (BH401K) into the smaller bulkhead. **Do not glue this screen into the bulkheads.**

Instructions

7



Position the two fish culture tanks approximately 48" apart with the bulkheads facing each other. Place the Equipment Pad between the tanks.

8



Remove pump from box and place it on the equipment pad. Install the unions into the pump's inlet & outlet. **DO NOT OVERTIGHTEN!**

9



Place Assembly #2 between the tanks. Using the union on Assembly #2, connect it to the pump's inlet **DO NOT OVERTIGHTEN!**

10



Slide Assembly #3 under Assembly #2. Using PVC primer and glue, install the intake assembly & self-leveling assembly to the tanks

11



Place the filter on the equipment pad. Line up Assembly #5 from the pump's outlet to the pump port of the filter. Using the unions, install the assembly to the outlet on the pump and the pump port of the filter. **DO NOT OVERTIGHTEN!**

12



Using the union, connect Assembly #1 to the return port on the filter. **DO NOT OVERTIGHTEN!**


Instructions

13



Slide the 45 degree elbows on the ends of Assembly #1.
DO NOT GLUE!
Orientate the elbow to promote the direction of current/rotation in the tank that is desired.

14



For the RCS3BL system only, install the back flush blower and assembly according to the included instructions.

Finishing up

Your fish system should be complete. You can now fill the system with water. Once full, run the pump and test the system. If fish are going to be introduced right away, you will need to “seed” your filter with bacteria. Bacteria will occur naturally in three to four weeks but needs to be added if fish are added before then. Ideally a few fish (five to ten) would be added after one week, then left for two weeks before adding more fish. Also be sure to use dechlorinator if tanks are filled with city water!

Check out our full line of EasyPro® brand water treatments



Designed to make pond care easy, effective & enjoyable!



Water Conditioner

- One of the most concentrated water conditioners available. Trusted, economical and ideal for use in water gardens and koi ponds.
- Apply directly to new ponds or immediately after water changes
- Protects fish by buffering pH and instantly neutralizing chlorine and destroying chloramines found in city water
- Detoxifies heavy metals (including copper) found in both city and well water



Water Conditioner PLUS

- All the benefits of EasyPro® Water Conditioner PLUS essential electrolytes to reduce fish stress
 - Essential electrolytes enhance skin slime coat and reduces fish stress
- To remove Ammonia:** 1 fl. oz. per 60 gallons of water
To remove Chlorine: 1 fl. oz. per 120 gallons of water
To detoxify Chloramine: 1 fl. oz. per 192 gallons of water



All Season Bacteria

- All season heterotrophic formulation containing beneficial pond bacteria
- Works in temps as low as 38° F
- Removes ammonia, nitrite, nitrate, phosphates & sludge



Water Clarifier

- This concentrated formula quickly clears murky pond water by attracting suspended particles
- Attracts suspended particles together allowing them to settle out of the water column
- Best when used with EasyPro® Pond Bacteria



Defoamer

- Quickly eliminates foam in koi ponds, water gardens, fountains and statues
- Concentrated formula
- Compatible with most other water conditioners and antibiotics



pH Up - pH Down

- Safe and effective way to control pH levels in pond water
- Treats fresh or salt water
- Phosphate free
- Maintains a healthy, balanced ecosystem and reduces pond maintenance.
- Safe for use with fish and plants

Make Your Life Easier!



Platinum Koi & Goldfish Food

Max Color

- A high quality feed designed to provide a staple diet and enhance vibrant colors in fish.
- Fortified with spirulina and other marine ingredients to enhance the natural coloration of koi and goldfish
- 5.0 mm (3/16") floating pellet
- Ideal for larger fish
- Use when water temp is over 50° F (10° C)

Max Growth & Color

- A high quality feed designed for growing fish
- Fortified with spirulina and other marine ingredients for maximum color.
- 3.0 mm (1/8") floating pellet
- Ideal for young fish
- Use when water temp is over 50° F (10° C)

Cold Water

- A wheat based diet ideal for feeding during the colder periods of the year
- Low protein, low fat diet that is easily digested by fish during colder water temps
- 5.0 mm (3/16") floating pellet with two year shelf life
- Use when water temp is between 39° F (4° C) and 50° F (10° C)

Accessories & Water Testing

Telescoping Pond Net

- Great all-around pond net for skimming leaves, catching fish, etc.
- Aluminum frame and handle are light weight and very strong
- Net measure 13" x 18" x 16" deep mesh and is flat along the front, making it easier to catch fish
- 22" - 47" telescoping handle is super strong and folds for storage.
- Soft, 1/4" fish-safe mesh



Koi Medic Salinity Meter

- Simply turn on and dip into pond, salt content will show on the LCD display
- Includes protective case
- Auto shutoff, drop shock 6', 150 hour battery life, water resistant, low battery warning, 0.00 - 1.00% range 0.01 resolution, includes four 1.5v button cell batteries.



ECO pH+ Tester

- This simple to use tester gives fast, accurate pH readings, is water resistant and floats
- Controlling pH levels will help balance water chemistry, enhance fish colors, promote spawning and control CO2 level
- Includes protective case
- Auto shutoff, drop shock, 150 hour battery life, and low battery warning

5-in-1 Test Strips

- Tests for nitrite, nitrate, total hardness, total alkalinity and pH
- Test water regularly to maintain good water quality
- 50 test strips per a bottle



Pond & Water Garden Thermometer

- Can be used as a floating thermometer (with cap on) or sinking (with cap off)
- Made from ABS plastic and shatterproof lens
- Reads in both F° and C°
- 3' cord included

For any applicable warranties, see individual owner manuals.